


Parts List for Minute Murals Over 48" Wide:


- 1 x printed mural
- 4 x plastic sleeves
- 4 x aluminum casings
- 2 x eye-hooks (short base)
- 1 x eye-hook (long base)
- 1 x plastic bar
- 4 x end caps

Parts List for Minute Murals 48" Wide and Under:

- 1 x printed mural
- 2 x plastic sleeves
- 2 x aluminum casings
- 2 x eye-hooks (short base)
- 4 x end caps

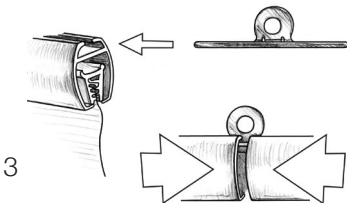


1) Insert the top of the mural into an opened plastic sleeve. Start at one end of sleeve and snap the halves together, taking care to keep the mural from falling out. For Minute Murals over 48" wide: Repeat this step with the second sleeve for the other half of the top of the mural.

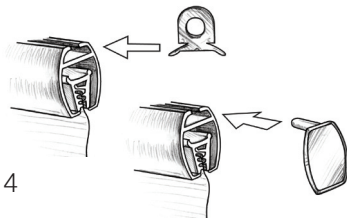


2) Now slide the top of the mural, the side with plastic sleeve(s), into the larger opening of the aluminum casing. As you do this, be careful that no metal edges scrape the mural. For Minute Murals over 48" wide: Repeat this step using another aluminum casing on the other half of the top of the mural.

Minute Murals over 48" wide require two casings to be joined: Go on to Step 3. For Minute Murals 48" wide and under: Skip to Step 4.



3) Take the two aluminum casings and slide them apart a few inches. Now take the eye-hook with the long base and insert it into the smaller opening of one of the aluminum casings (at the top center of the mural where the two casings will fasten together). Slide the two aluminum casings toward each other, inserting the eye hook into the other casing as you go. Make sure the eye-hook is centered at the seam.



4) On each outer end of the aluminum casings insert one of the small eye-hooks. They do not need to be inserted too far because they will remain near the ends when hanging. Insert an end cap on each outer end of the aluminum casings.

5) Repeat this whole process for the bottom of the mural. This time you don't need to use any eye-hooks. For Minute Murals over 48" wide: Use the thin plastic bar instead of the long based eye-hook from Step #3 to join the two aluminum casings securely together.

WARRANTY

Shop4wallpaper warrants its finished product to be free of defects in material and workmanship for a period of 90 days from purchase, and will replace any material found to be defective. Please inspect all goods immediately upon receipt. Shop4wallpaper is not responsible for labor charges, improper installation, installation of incorrect goods (those not approved or confirmed by the customer), removal of goods, or problems arising from defects in the construction, surface, or preparation of the wall.